

**M/s R. LAL AND COMPANY**

**Chartered Accountants**



A-5, INDRAPURI, NEW AGRA,  
AGRA, UTTAR PRADESH-282005  
M : 9412260493  
T : 0562-4034601  
e-mail : rlalco2006@rediffmail.com

**CA RAM LAL AGRAWAL**

B.Com., LL.B., F.C.A

**INDEPENDENT AUDITORS' REPORT**

**TO,  
THE MEMBERS OF  
M/S NUPUR FINVEST PRIVATE LIMITED  
DELHI**

**REPORT ON THE FINANCIAL STATEMENTS**

We have audited the accompanying financial statements of **M/S NUPUR FINVEST PRIVATE LIMITED** (the Company) which comprise the Balance Sheet as at 31<sup>st</sup> March 2017, the Statement of Profit and Loss, the Cash Flow Statement for the year then ended, and a summary of significant accounting policies and other explanatory information.

**MANAGEMENT'S RESPONSIBILITY FOR THE FINANCIAL STATEMENTS**

The Company's Board of Directors is responsible for the matters stated in section 134(5) of the Companies Act, 2013 ("the Act") with respect to the preparation of these financial statements that give a true and fair view of the financial position, financial performance and cash flows of the Company in accordance with the accounting principles generally accepted in India, including the Accounting Standards specified under Section 133 of the Act, read with Rule 7 of the Companies (Accounts) Rules, 2014. This responsibility also includes the maintenance of adequate accounting records in accordance with the provision of the Act for safeguarding of the assets of the Company and for preventing and detecting the frauds and other irregularities; selection and application of appropriate accounting policies; making judgments and estimates that are reasonable and prudent; and design, implementation and maintenance of adequate internal financial control, that were operating effectively for ensuring the accuracy and completeness of the accounting records, relevant to the preparation and presentation of the financial statements that give a true and fair view and are free from material misstatement, whether due to fraud or error.

**AUDITORS' RESPONSIBILITY**

Our responsibility is to express an opinion on these financial statements based on our audit.

We have taken into account the provisions of the Act, the accounting and auditing standards and matters which are required to be included in the audit report under the provisions of the Act and the Rules made there under.

We conducted our audit in accordance with the Standards on Auditing specified under section 143(10) of the Act. Those Standards require that we comply with ethical requirements and plan and perform the audit to obtain reasonable assurance about whether the financial statements are free from material misstatement.

An audit involves performing procedures to obtain audit evidence about the amounts and the disclosures in the financial statements. The procedures selected depend on the auditor's judgment, including the assessment of the risks of material misstatement of the financial statements, whether due to fraud or error. In making those risk assessments, the auditor considers internal financial control relevant to the Company's preparation of the financial statements that give a true and fair view in order to design audit procedures that are appropriate in the circumstances. An audit also includes evaluating the appropriateness of accounting policies used and the reasonableness of the accounting estimates made by Company's Directors, as well as evaluating the overall presentation of the financial statements.

We believe that the audit evidence we have obtained is sufficient and appropriate to provide a basis for our audit opinion on the financial statements.



## OPINION

In our opinion and to the best of our information and according to the explanations given to us, the aforesaid financial statements give the information required by the Act in the manner so required and give a true and fair view in conformity with the accounting principles generally accepted in India:

In the case of the balance sheet, of the state of affairs of the Company as at 31<sup>st</sup> March 2017;  
In the case of the statement of profit and loss, of the profit for the year ended on that date; and  
In the case of the cash flow statement, of the cash flows for the year ended on that date.

## REPORT ON OTHER LEGAL AND REGULATORY REQUIREMENTS

1. As required by the Companies (Auditor's Report) Order, 2016 ("the Order"), issued by the Central Government of India in terms of sub-Section (11) of Section 143 of the Companies Act, 2013, we give in the Annexure a statement on the matters specified in paragraphs 3 and 4 of the Order.
2. As required by section 143(3) of the Act, we report that:
  - a. We have sought and obtained all the information and explanations which to the best of our knowledge and belief were necessary for the purpose of our audit;
  - b. In our opinion, proper books of account as required by law have been kept by the Company so far as it appears from our examination of those books;
  - c. The audit of all the branch offices of the Company has been conducted by us, hence section 143 (8) is not applicable;
  - d. The Balance Sheet, Statement of Profit and Loss and Cash Flow Statement dealt with by this Report are in agreement with the books of account;
  - e. In our opinion, the aforesaid financial statements comply with the Accounting Standards specified under Section 133 of the Act, read with Rule 7 of the Companies (Accounts) Rules, 2014.
  - f. On the basis of written representations received from the directors as on 31<sup>st</sup> March, 2017, taken on record by the Board of Directors, none of the directors are disqualified as on 31<sup>st</sup> March, 2017, from being appointed as a director in terms of Section 164(2) of the Act.
  - g. With respect to the adequacy of internal financial control over financial reporting of the company and operating effectiveness of such control. The Company has proper internal control system.
  - h. With respect to the other matters included in the Auditor's Report in accordance with Rule 11 of the Companies (Audit and Auditor's) Rules 2014, in our opinion and to the best of our information and according to the explanations given to us:
    - i) The Company does not have any pending litigations (other than in the ordinary course of business) which would impact its financial position.
    - ii) The Company did not have any long-term contracts including derivatives contracts for which there were any material foreseeable losses.
    - iii) There has been no delay in transferring amounts, required to be transferred, to the Investor Education and Protection Fund by the Company
    - iv) The company has provided requisite disclosures in its financial statements as to holdings as well as dealings in Specified Bank Notes during the period from 8th November, 2016 to 30th December, 2016. Based on audit procedures and relying on the management representation we report that the disclosures are in accordance with books of account maintained by the Company and as produced to us by the Management

Place : Delhi  
Date : 03.04.2017

For R. LAL & COMPANY  
Chartered Accountants  
Firm Reg. No. 000926C



(CA RAM LAL AGRAWAL)  
Proprietor  
M. No. 017583

**ANNEXURE TO AUDITORS' REPORT OF  
M/S NUPUR FINVEST PRIVATE LIMITED  
(Referred to in our Report of even date for F. Y. 2016-17)**

- i.** The Company has maintained proper records to show full particulars including quantitative details and situation of fixed assets.  
As explained to us, the fixed assets have been physically verified by the management at reasonable interval. According to the information and explanations given to us, no material discrepancies were noticed on such verification.  
According to information and explanations given to us, the company does not own any immovable property.
- ii.** As explained to us, inventory have been physically verified by the management at reasonable interval and no material discrepancies were notices on physical verification.
- iii.** The Company has granted loans, secured or unsecured to companies, firms, limited liability partnership or other parties listed in the register maintained under Section 189 of the Companies Act, 2013.  
The terms & conditions of the grant of such loans are not prejudicial to the interest of the company  
The repayment /receipt of the principal and interest of loans granted is regular and there is no amount which is overdue.
- iv.** According to the information and explanations given to us, the provision of section 185 and 186 of the Companies Act, 2013 in respect of loans, investments, guarantees and security have been complied with.
- v.** The Company is Non-Banking Financial (Non-Deposit accepting or holding ) Company,hence, directives issued by Reserve Bank of India and provisions of Section 73 to 76 or any other relevant provisions of the Companies Act, 2013 and the Rules framed there under are not applicable to the company.
- vi.** Maintenance of cost records under sub-section (1) of section 148 of the Companies Act, 2013 are not applicable to the company.
- vii.** According to the information and explanations given to us, the Company has been regular in depositing with appropriate authorities undisputed statutory dues and there are no undisputed amounts of Income Tax, Service Tax, Cess, Employees State Insurance, Wealth Tax, Sales Tax, Customs Duty, Excise Duty, Provident Fund etc. outstanding as at the last day of financial year concerned for a period of more than six months from the date they became payable.  
There are no dues of Income Tax, Sales Tax, Service Tax, Custom duty, Excise Duty and Vat on Account of any dispute.
- viii.** The Company has not defaulted in the repayment of loans or borrowings to a Financial Institution or Bank or the Government or dues to Debenture holders.
- ix.** According to information and explanations given to us, the Company had not raised money by way of initial public offer or further public offer during the year and the Term Loanshas been applied for the purpose for which the loan were obtained.
- x.** According to the information, explanations given to us, no fraud by the company or any fraud on the company by its officers or employees has been noticed or reported during the year.
- xi.** According to the information & explanations given to us, no managerial remuneration paid during the financial year under provision of section 197 read with Schedule V to the Companies Act, 2013.



**ANNEXURE TO AUDITORS' REPORT OF  
M/S NUPUR FINVEST PRIVATE LIMITED  
(Referred to in our Report of even date for F. Y. 2016-17)**

- xii.** According to the information & explanation given to us, the company is Non-Banking Financial (Non-Deposit accepting or holding) Company, therefore, the clause xii of para no. 3 of the said order is not applicable to the company.
- xiii.** According to the information & explanation given to us, the provision of section 177 and 188 of the Companies Act, 2013 regarding transaction with related parties have been complied with and details of the transactions have been disclosed in the notes to accounts of the financial statements as per applicable accounting Standard.
- xiv.** According to the information & explanation given to us, the clause xiv of para no. 3 of the said order is not applicable to the company because the company has not made preferential allotment or private placement of share or fully or partly convertible debenture during the year.
- xv.** According to the information & explanation given to us, no Non-Cash transaction with director or persons connected with him, have been taken place during the year. Hence, the provisions of section 192 of the Companies Act, 2013 are not applicable to the Company.
- xvi.** According to the information & explanation given to us, the company is registered under section 45-IA of the Reserve Bank of India Act, 1934 as Non-Banking Financial (Non-Deposit accepting or holding) Company

**Place : Delhi**  
**Date : 03.04.2017**

**For R. LAL & COMPANY**  
**Chartered Accountants**  
**Firm Reg. No. 000926C**



**(CA. RAM LAL AGRAWAL)**  
**Proprietor**  
**M. No. 017583**

**M/S NUPUR FINVEST PRIVATE LIMITED**

**Balance Sheet as at 31 March 2017**

Particulars	Note No.	Figures as at the end of current reporting period	Figures as at the end of previous reporting period
		₹	₹
<b>I. EQUITY AND LIABILITIES</b>			
<b>(1) Shareholder's Funds</b>			
(a) Share Capital	1	5,36,95,500	5,36,95,500
(b) Reserves and Surplus	2	46,27,78,794	46,08,55,122
(c) Money received against share warrants		-	-
<b>(2) Share Application money pending allotment</b>		-	-
<b>(3) Non-Current Liabilities</b>			
(a) Long-Term Borrowings	3	10,43,82,400	16,40,40,157.00
(b) Deferred Tax Liabilities (Net)	4	-	-
(c) Other Long Term Liabilities		-	-
(d) Long Term Provisions	5	39,56,791	32,93,693
<b>(4) Current Liabilities</b>			
(a) Short-Term Borrowings	6	50,74,43,682	45,41,50,438
(b) Trade Payables		-	-
(c) Other Current Liabilities	7	15,34,039	19,82,166
(d) Short-Term Provisions	8	3,03,17,801	2,82,62,779
<b>Total Equity &amp; Liabilities</b>		<b>1,16,41,09,007</b>	<b>1,16,62,79,855</b>
<b>II. ASSETS</b>			
<b>(1) Non-Current Assets</b>			
<b>(a) Fixed Assets</b>			
(i) Gross Block	9	27,71,867	27,41,867
(ii) Depreciation		22,83,908	19,20,304
(iii) Net Block		4,87,959	8,21,563
(b) Non-current investments		-	-
(c) Deferred tax assets (net)	4	83,989	31,869
(d) Long term loans and advances		-	-
(e) Other non-current assets		-	-
<b>(2) Current Assets</b>			
(a) Current investments	10	-	30,00,000
(b) Inventories	11	1,13,05,11,652	1,09,78,97,598
(c) Trade receivables		-	-
(d) Cash and cash equivalents	12	31,89,246	3,88,38,519
(e) Short-term loans and advances	13	2,98,36,161	2,56,90,306
(f) Other current assets		-	-
<b>Total Assets</b>		<b>1,16,41,09,007</b>	<b>1,16,62,79,855</b>

Notes referred to above form an integral part of the Financial Statements As per our Report of even date attached

For and on behalf of the Board

For RAM LAL & COMPANY  
Chartered Accountants  
Firm Reg. No. 000926



(CA. RAM LAL AGRAWAL)  
Proprietor  
Membership No. 017583  
Place : Delhi  
Date : 03 04 2017

Director

Director

Company Secretary

**M/S NUPUR FINVEST PRIVATE LIMITED**  
**Profit & Loss Statement for the year ended 31 March 2017**

Sr. No.	Particulars	Note No.	Figures as at the end of current reporting period	Figures as at the end of previous reporting period
I	Revenue from operations	14	₹ 21,02,54,774	₹ 15,20,86,410
			21,02,54,774	15,20,86,410
II	<b>Expenses:</b>			
	Employee Benefit Expense	15	2,59,39,915	2,07,63,621
	Financial Costs	16	8,30,36,226	3,73,29,746
	Depreciation and Amortization Expense	17	3,63,604	2,71,952
	Other Expenses	18	6,80,62,578	6,69,97,489
	<b>Total Expenses (II)</b>		<b>17,74,02,323</b>	<b>12,53,62,808</b>
III	Profit before exceptional and extraordinary items and tax (I - II)		3,28,52,451	2,67,23,602
IV	Exceptional Items		-	-
V	Profit before extraordinary items and tax (III - IV)		3,28,52,451	2,67,23,602
VI	Extraordinary Items		-	-
VII	Profit before tax (V-VI)		3,28,52,451	2,67,23,602
VIII	<b>Tax expense:</b>			
	(1) Current tax		1,09,29,810	88,74,787
	(2) Deferred tax		(52,120)	(39,435)
	(3) Previous year Income Tax		-	-
IX	Profit(Loss) of the period from continuing operations (VII-VIII)		2,19,74,761	1,78,88,250
X	Profit/(Loss) from discontinuing operations		-	-
XI	Tax expense of discontinuing operations		-	-
XII	Profit/(Loss) from discontinuing operations (X - XI)		-	-
XIII	Profit/(Loss) for the year (IX+XII)		2,19,74,761	1,78,88,250
XIV	<b>Earning per equity share:</b>			
	(1) Basic	21	4.09	3.33
	(2) Diluted		4.09	3.33

Notes referred to above form an integral part of the Financial Statements  
As per our Report of even date attached

For and on behalf of the Board

For RAM LAL & COMPANY  
Chartered Accountants  
Firm Reg. No. 0009266



(CA. RAM LAL AGRAWAL)  
Proprietor  
Membership No. 017583  
Place : Delhi  
Date : 03.04.2017

Director






Director

Company Secretary

**M/S NUPUR FINVEST PRIVATE LIMITED**

**Cash Flow Statement**

(Amount in ₹)

Particulars	31.03.2017	31.03.2016
<b>Cash Flows from Operating Activities:-</b>		
Net Profit before taxation, and extraordinary items and interest	11,58,88,677	6,40,53,348
<b>Adjustments for:</b>		
Depreciation	3,63,604	2,30,949
Preliminary Expenses W/O	-	41,003
<b>Operating Profit before working capital changes</b>	<b>11,62,52,281</b>	<b>6,43,25,300</b>
<b>Adjustments for:</b>		
Change in Short-term loans & advances	(41,45,855)	(1,08,75,527)
Change in Inventories	(3,26,14,054)	(59,70,46,816)
Change in Short-term borrowings	5,32,93,243	20,07,77,790
Change in Other Current Liabilities	(93,22,915)	58,13,642
<b>Cash generated from operations</b>	<b>12,34,62,700</b>	<b>(33,70,05,610)</b>
Interest Paid	8,30,36,227	3,73,29,746
Direct Taxes paid	-	-
<b>Cash flow before extraordinary item</b>	<b>4,04,26,473</b>	<b>(37,43,35,356)</b>
Extraordinary items	-	-
<b>Net Cash from / (used) Operating activities</b>	<b>4,04,26,475</b>	<b>(37,43,35,356)</b>
<b>Cash Flows from Investing Activities:-</b>		
Purchase of Fixed Assets	(30,000)	(1,68,210)
Sale of Fixed Assets	-	-
Purchase of Investments	-	-
Sale of Investments	30,00,000	25,33,72,648
Decrease in long-term loans and advances	(5,96,57,757)	16,40,40,155
<b>Net Cash from / (used) Investing activities</b>	<b>(5,66,87,757)</b>	<b>41,72,44,593</b>
<b>Net Cash from Financing activities:-</b>		
Proceeds from issue of share capital	-	-
Dividend Paid for the last year	(1,93,87,991)	(1,93,87,992)
<b>Net Cash from / (used) Financing activities</b>	<b>(1,93,87,991)</b>	<b>(1,93,87,992)</b>
<b>Net Increase in Cash &amp; Cash equivalents</b>	<b>(3,56,49,273)</b>	<b>2,35,21,245</b>
<b>Cash &amp; Cash equivalents at beginning of period</b>	<b>3,88,38,519</b>	<b>1,53,17,274</b>
<b>Cash &amp; Cash equivalents at end of period</b>	<b>31,89,246</b>	<b>3,88,38,519</b>
Signed in terms of our Report of even date	For and on behalf of the Board	
For RAM LAL & COMPANY Chartered Accountants Firm Reg. No. 000926C	 Director	
  <b>(CA. RAM LAL AGRAWAL)</b> Proprietor Membership No. 017583 Place : Delhi	 Director   Company Secretary	

**Auditors' Report**

We have verified the attached Cash Flow Statements of Nupur Finvest Pvt. Ltd., derived from audited financial statements and the books and records maintained by the Company for the year ended 31st March 2017 and 31st March 2016 and found the same in agreement here with.

Place : Delhi  
Date : 03.04.2017

  
 For RAM LAL & COMPANY  
 Chartered Acced Accountants  
 Firm Reg. No. 000926C  
  
**(CA. RAM LAL AGRAWAL)**  
 Proprietor  
 Membership No. 017583

**M/S NUPUR FINVEST PRIVATE LIMITED**  
**Accounting Policies Forming Integral Part of the Financial Statements**

**A. BASIS OF PREPARATION OF FINANCIAL STATEMENTS**

The financial statements have been prepared under the historical cost convention method, in accordance with the generally accepted accounting principles and the provisions of the Companies Act, 2013, as adopted consistently by the Company. The Company has followed Mercantile System of Accounting and the accounts have been made consistently on accrual basis as a going concern.

The Company complies with the directions issued by the Reserve Bank of India (RBI) for Non-Banking Financial Company Systemically Important Non Deposit Taking Company and Deposit Taking Company (Reserve Bank) Direction, 2016 relevant provision of the Companies Act, 2013 and applicable accounting Standards prescribed by the Companies (Accounting Standards) Rules, 2006 as amended by Companies (Accounting Standards) Amendment Rules, 2016 w.e.f. 30<sup>th</sup> March, 2016 issued by the Central Government of India and the guidelines issued by the Securities and Exchange Board of India (SEBI) to the extent applicable. The financial statements are presented in Indian rupees rounded off to the nearest rupee.

**B. STOCK IN TRADE/ASSETS HELD FOR SALE**

Inventories being book debts relating to loans, advance to borrowers are valued at book value net of Future Interest including overdue installments. Stock of shares are valued at cost or market value whichever is less.

**C. CASH AND CASH EQUIVALENTS**

The Cash and Cash Equivalent of the Company comprises of Cash in hand and Current account with Scheduled Banks.

**D. DEPRECIATION**

Depreciation has been provided on straight-line method in the manner and at the useful life specified in Schedule II to the Companies Act, 2013 and on pro rata basis from the date of installation till the date the assets are sold or disposed off.

**E. REVENUE RECOGNITION**

Revenue is recognized to the extent that it is probable that the economic benefits will flow to the Company and the revenue can be reliably measured:

- i. Income from interest on loans and advances cases are recognized as revenue as per the terms of the agreements entered into with Borrowers. Interest Income are accounted for on accrual basis in accordance with the due dates of installments of loan and advances.
- ii. Late Payment Interest on overdue installments from Borrowers and allowance of rebate for good and timely payment are accounted for as and when received or allowed because these income and rebates are contingent.

**F. FIXED ASSETS**

All assets held with the intention of being used for the purpose of providing services and not for sale in the normal course of business are recognized as Fixed Assets and are stated at cost less accumulated depreciation. All costs including finance cost attributable to fixed assets till assets are ready for intended use are capitalized.

Subsequent expenditure related to an item of fixed asset is added to its book value only if it increases the future benefits from the existing asset beyond its previously assessed standard of performance. All other expenses on existing fixed assets, including day-to-day repair and maintenance expenditure and cost of replacing parts, are charged to the statement of profit and loss for the period during which such expenses are incurred.





**M/S NUPUR FINVEST PRIVATE LIMITED**  
**Accounting Policies Forming Integral Part of the Financial Statements**

**G. INVESTMENTS**

In respect of Investments, the following policies have been adopted:

- i) Investments that are readily realizable and are intended not to be held for more than one year from the date of acquisition are classified as current investments. All other investments are classified as Long term investments. However, that part of long-term investments which is expected to be realised within 12 months after the reporting date is also presented under 'current assets' as "current portion of long-term investments" in consonance with the current/non-current classification.
- ii) Investment held as long-term investments are valued at cost. Provision for diminution in value is made only if there is a permanent decline in their net realizable value. Current investments are valued at lower of cost or net realizable value.

**H. EMPLOYEE RETIREMENT BENEFITS**

Contributions to Provident Fund made during the year, are charged to Statement of Profit and Loss.

**I. BORROWING COSTS**

- i) Borrowing costs, which are directly attributable to the acquisition /construction of fixed assets, till the time such assets are ready for intended use, are capitalized as a part of the cost of assets.
- ii) All borrowing costs other than mentioned above are expensed in the period they are incurred. In case of unamortized identified borrowing cost is outstanding at the year end, it is classified under loans and advances as unamortized cost of borrowings.
- iii) In case any loan is prepaid/ cancelled then the unamortized borrowing cost, if any, is fully expensed off on the date of prepayment/cancellation.

**J. RELATED PARTIES**

Parties are considered to be related if at any time during the reporting period one party has the ability to control the other party or exercise significant influence over the other party in making financial and/or operating decisions.

As required by Accounting standard following related party relationships are covered:

- (a) Enterprises that directly, or indirectly through one or more intermediaries, control, or are controlled by, or are under common control with, the reporting enterprise (this includes holding Companies, subsidiaries and fellow subsidiaries);
- (b) Associates and joint ventures of the reporting enterprise and the investing party or venture in respect of which the reporting enterprise is an associate or a joint venture;
- (c) Individuals owning, directly or indirectly, an interest in the voting power of the reporting enterprise that gives them control or significant influence over the enterprise, and relatives of any such individual;
- (d) Key management personnel (KMP) and relatives of such personnel; and
- (e) Enterprises over which any person described in (c) or (d) is able to exercise significant influence.

**K. EARNING PER SHARE**

The Earning per Share (Basic as well as Diluted) is calculated based on the net profit or loss for the period attributable to equity shareholders i.e. the net profit or loss for the period.

For the purpose of calculating (Basic and Diluted EPS), the number of equity shares taken are the weighted average number of equity shares outstanding during the period.



**M/S NUPUR FINVEST PRIVATE LIMITED**  
**Accounting Policies Forming Integral Part of the Financial Statements**

**L. PROVISION FOR CURRENT TAX AND DEFERRED TAX**

Income-tax expense comprises of current tax (i.e. amount of tax for the period determined in accordance with the income-tax law) and deferred tax charge or credit (reflecting the tax effects of timing differences between accounting income and taxable income for the period). The deferred tax charge or credit and the corresponding deferred tax liabilities or assets are recognized using the tax rates that have been enacted or substantively enacted by the balance sheet date. Deferred tax assets are recognized only to the extent there is reasonable certainty that the assets can be realized in future; however, where there is unabsorbed depreciation or carried forward loss under taxation laws, deferred tax assets are recognized only if there is virtual certainty of realization of such assets, deferred tax assets/liabilities are reviewed as at each balance sheet date and written down or written up to reflect the amount that is reasonably/virtually certain (as the case may be) to be realized/incurred.

**M. INTERIM FINANCIAL REPORT**

Interim Financial Reports are prepared in accordance with Accounting Standards and other accounting principles generally accepted in India

**N. INTANGIBLE ASSETS**

Intangible assets are recognized only when four of below mentioned criteria are fulfilled:

- a) Asset is identifiable.
- b) Control of the enterprise over that asset.
- c) It is probable that future economic benefits attributable to the asset will flow to the enterprise.
- d) Cost of the asset can be measured reliably.

If any of the above four criteria is not fulfilled the expenditure incurred to acquire the asset is recognized as an expense, in the year in which it is incurred.

Intangible assets are initially measured at cost, after initial recognition the intangible asset is carried at its carrying value i.e. cost less any accumulated amortization and accumulated impairment losses.

**O. IMPAIRMENT OF ASSETS**

An asset is treated as impaired, when carrying cost of asset exceeds its recoverable amount.

At each Balance Sheet Date, it is seen that whether there is any indication that an asset may be impaired, if any such indication exist, the recoverable amount of the asset is estimated in order to determine the extent of impairment loss; if any. Such impairment loss is charged to the profit and loss account in the year in which an asset is identified as impaired.

When an impairment loss is subsequently reversed, the carrying amount of the asset is increased to its revised estimate of its recoverable amount. However this increased amount does not exceed the carrying amount that would have been determined had no impairment loss been recognized for that asset in prior period. A reversal of an impairment loss is recognized as income immediately in the Profit & Loss Account.

**P. PROVISIONS, CONTINGENT LIABILITIES AND CONTINGENT ASSETS**

Provisions involving substantial degree of estimation in measurement are recognized when there is present obligation as a result of past events and it is probable that there will be outflow of resources. Provisions are measured at the best estimate of the expenditure required to settle the present obligation at the Balance sheet date and are not discounted to its present value. Further the company being NBFC also complies with provisioning norms specified by RBI. Contingent liabilities are not recognized but are disclosed in the notes on accounts. Contingent assets are neither recognized nor disclosed in the financial statements



**M/S NUPUR FINVEST PRIVATE LIMITED**  
**Accounting Policies Forming Integral Part of the Financial Statements**

**Q. PROVISIONING FOR SUBSTANDARD/DOUBTFUL/LOSS ASSETS**

Provisioning for Substandard Assets/Doubtful Assets/Loss Assets has been made in compliance with the directions of Reserve Bank of India. As per decision of the Board of Directors in the cases where loan installments are overdue for more than 4 months the company first treats these overdue and future installments as bad debts and after this treatment the provisioning for non performing assets is made in compliance with the directions issued by the Reserve Bank of India (RBI) for Non-Banking Financial Company Systemically Important Non Deposit Taking Company and Deposit Taking Company (Reserve Bank) Direction, 2016 as applicable to the company. As per the RBI Direction, 2016 Company has made general provision of 0.35% of Standard assets. Other directives of Reserve Bank of India have been duly complied with.

**R. USE OF ESTIMATES AND JUDGEMENTS**

The preparation of financial statements requires the management to make estimates and assumptions considered in the reported amount of assets and liabilities (including contingent liabilities) as on the date of the financial statements and the reported income and expenses during the reporting period. Management believes that the estimates used in the preparation of the financial statements are prudent and reasonable. Actual results could differ from these estimates. Any revision to accounting estimates is recognized prospectively in current and future periods.

**S. FOREIGN CURRENCY**

Transactions in foreign currency are recorded at the rates of exchange prevalent on the date of transaction. Exchange difference, if any, arising from foreign currency transaction are dealt in the Statement of Profit & Loss at year end rates.



**M/S NUPUR FINVEST PRIVATE LIMITED**  
**Notes Forming Integral Part of the Financial Statements**

**Note : 1 Share Capital**

Sr. No.	Particulars	₹	₹
		Current Year	Previous Year
1	<b>AUTHORIZED CAPITAL</b>		
	10,000,000 Equity Shares of ₹ 10/- each	10,00,00,000	10,00,00,000
		<b>10,00,00,000</b>	<b>10,00,00,000</b>
2	<b>ISSUED, SUBSCRIBED &amp; PAID UP CAPITAL</b>		
	5,369,550 Equity Shares of ₹ 10/- each, Fully Paid	5,36,95,500	5,36,95,500
		<b>5,36,95,500</b>	<b>5,36,95,500</b>
	<b>Reconciliation</b>		
	Opening Shares	5,369,550	
	Add: Issued During the Year	-	
	Less: Bought Back	-	
	Closing Shares	5,369,550	
	<b>Total in ₹</b>	<b>5,36,95,500</b>	<b>5,36,95,500</b>

- Out of Equity shares issued by the Company, 100 % shares are held by its Holding Company (S. E. Investments Ltd.) and its Nominees.

**Note : 2 Reserve & Surplus**

Sr. No.	Particulars	₹	₹
		Current Year	Previous Year
1	<b>Securities Premium Reserve</b>	44,05,79,500	44,05,79,500
	Balance From Last Year	44,05,79,500	44,05,79,500
	Add: Addition During the Year	-	-
	Less : Premium utilised During the Year	-	-
2	<b>RBI Reserve Fund</b>	1,87,59,828	1,43,64,876
	Balance From Last Year	1,43,64,876	1,07,87,226
	Add: Current Year Transfer	43,94,952	35,77,650
	Less: Written Back During the Year	-	-
3	<b>General Reserve</b>	8,85,000	8,85,000
	Balance From Last Year	8,85,000	8,85,000
	Add: Current Year Transfer	-	-
	Less: Written Back During the Year	-	-
4	<b>Surplus</b>	25,54,466	50,25,746
	Balance From Previous Year	50,25,746	1,21,29,046
	Add: Current Year Profit	2,19,74,761	1,78,88,250
	Less: Transfer to Reserves/Provisions		
	- Provision on Standard Assets	6,63,098	20,25,908
	- Transfer to General Reserve	-	-
	- Reserve Fund (as per RBI Act)	43,94,952	35,77,650
	- Proposed Dividend on Equity Shares	1,61,08,650	1,61,08,650
	- Dividend Distribution Tax on Proposed Dividend	32,79,341	32,79,342
<b>Total in ₹</b>	<b>46,27,78,794</b>	<b>46,08,55,122</b>	



**M/S NUPUR FINVEST PRIVATE LIMITED**  
**Notes Forming Integral Part of the Financial Statements**

**Note : 3 Long term Borrowing**

		₹	₹
Sr. No.	Particulars	Current Year	Previous Year
1	<b>Secured Term Loan:</b>		
	a) From Bank	-	-
	b) From Other Parties		
	- Reliance Capital Limited	10,43,82,400	16,40,40,157
2	Unsecured Loan	-	-
3	Loan & Advance from Related Parties	-	-
	<b>Total in ₹</b>	<b>10,43,82,400</b>	<b>16,40,40,157</b>

- Refer to Note No. 25

**Note : 4 Deferred Tax Assets**

		₹	₹
Sr. No.	Particulars	Current Year	Previous Year
1	Deferred Tax Assets		
	Balance from Last Year	31,869	(7,566)
	Add: Provision made during the Year	52,120	39,435
	Less : Written back during the Year	-	-
	Closing Balance	83,989	31,869
	<b>Total in ₹</b>	<b>83,989</b>	<b>31,869</b>

**Note : 5 Long Term Provisions**

		₹	₹
Sr. No.	Particulars	Current Year	Previous Year
1	Provision for Standard Assets	39,56,791	32,93,693
	<b>Total in ₹</b>	<b>39,56,791</b>	<b>32,93,693</b>

**Note : 6 Short Term Borrowings**

		₹	₹
Sr. No.	Particulars	Current Year	Previous Year
1	<b>Secured Term Loan:</b>		
	From others Parties		
	- Reliance Capital Limited	32,02,87,280	26,84,65,006
2	Loans & Advances From Related Parties	-	-
3	Unsecured Loan		
	Loan Repayable on Demand		
	- From Other Parties	-	-
	Loans & Advances		
4	Others:		
	Secured Borrowings - Cash Credit Limit		
	- Karnataka Bank Limited	18,71,56,402	18,56,85,432
	<b>Total in ₹</b>	<b>50,74,43,682</b>	<b>45,41,50,438</b>

- Refer to Note No. 25 & 26



**M/S NUPUR FINVEST PRIVATE LIMITED**  
**Notes Forming Integral Part of the Financial Statements**

**Note : 7 Other Current Liabilities**

		₹	₹
Sr. No.	Particulars	Current Year	Previous Year
1	Expenses Payable	6,29,938	10,43,765
2	Other Statutory Payable	9,04,101	9,38,401
	<b>Total in ₹</b>	<b>15,34,039</b>	<b>19,82,166</b>

**Note : 8 Short Term Provisions**

		₹	₹
Sr. No.	Particulars	Current Year	Previous Year
1	Provision For Taxation	1,09,29,810	88,74,787
2	Provision for Proposed Dividend	1,61,08,650	1,61,08,650
3	Provision for Dividend Distribution Tax	32,79,341	32,79,342
	<b>Total in ₹</b>	<b>3,03,17,801</b>	<b>2,82,62,779</b>

**Note : 10 Current Investment**

		₹	₹
Sr. No.	Particulars	Current Year	Previous Year
1	Fixed Deposits Punjab National Bank	-	30,00,000
	<b>Total in ₹</b>	-	<b>30,00,000</b>

**Note : 11 Inventories**

		₹	₹
Sr. No.	Particulars	Current Year	Previous Year
1	Book Debts i.e. Advances made against agreements secured by property and/or other assets and/or personal guarantees excluding unexpired finance charges etc including overdue installments at book value considered good. (As certified by Management)	1,13,05,11,652	1,09,78,97,598
	<b>Total in ₹</b>	<b>1,13,05,11,652</b>	<b>1,09,78,97,598</b>

**Note : 12 Cash & Cash Equivalent**

		₹	₹
Sr. No.	Particulars	Current Year	Previous Year
1	Cash-in-Hand Cash Balances	2,37,576	2,38,17,492
	Sub Total (A)	<b>2,37,576</b>	<b>2,38,17,492</b>
2	Bank Balance Balances with Scheduled Banks	29,51,670	1,50,21,027
	Sub Total (B)	<b>29,51,670</b>	<b>1,50,21,027</b>
	<b>Total in ₹ [A + B]</b>	<b>31,89,246</b>	<b>3,88,38,519</b>



**M/S NUPUR FINVEST PRIVATE LIMITED**  
Notes Forming Integral Part of the Financial Statements

Note : 9 Fixed Assets

Sr. No.	Particulars	Useful Life	Gross Block				Depreciation				Net Block		
			Value at the beginning	Addition during the Year	Deduction during the Year	Value at the end	Value at the beginning	Addition during the Year	Deduction during the Year	Value at the end	WDV as on 31.03.2017	WDV as on 31.03.2016	
I	Tangible Assets												
1	Plant and Equipments	15	2,32,410	-	-	2,32,410	1,31,240	13,630	-	1,44,870	87,540	1,01,170	
2	Furnitures & Fixtures	10	12,65,078	-	-	12,65,078	6,61,972	3,02,316	-	9,64,288	3,00,790	6,03,106	
3	Computer	3	12,44,379	30,000	-	12,74,379	11,27,092	47,658	-	11,74,750	99,629	1,17,287	
	<b>Sub Total</b>		<b>27,41,867</b>	<b>30,000</b>	<b>-</b>	<b>27,71,867</b>	<b>19,20,304</b>	<b>3,63,604</b>	<b>-</b>	<b>22,83,908</b>	<b>4,87,959</b>	<b>8,21,563</b>	
	<b>Total (Current Year)</b>		<b>27,41,867</b>	<b>30,000</b>	<b>-</b>	<b>27,71,867</b>	<b>19,20,304</b>	<b>3,63,604.20</b>	<b>-</b>	<b>22,83,908</b>	<b>4,87,959</b>	<b>8,21,563</b>	
	<b>Total (Previous Year)</b>		<b>25,73,657</b>	<b>1,68,210</b>	<b>-</b>	<b>27,41,867</b>	<b>16,89,355</b>	<b>2,30,948.00</b>	<b>-</b>	<b>19,20,304</b>	<b>8,21,563</b>	<b>8,84,302</b>	



**M/S NUPUR FINVEST PRIVATE LIMITED**  
**Notes Forming Integral Part of the Financial Statements**

**Note : 13 Short Terms Loans and Advances**

		₹	₹
Sr. No.	Particulars	Current Year	Previous Year
1	<b>Loans &amp; Advances from related parties:</b>		
	a) Secured, Considered Good	-	-
	b) Unsecured, Considered Good	-	-
	c) Doubtful	-	-
2	<b>Others:</b>		
	Advance Recoverable in cash or in kind or for value to be considered good		
	Advance Income Tax/Refund Due	2,77,86,688	2,15,37,711
	Advance for Property	-	25,00,000
	Balance With Revenue Authorities	14,29,958	11,61,095
	Others	6,19,515	4,91,500
	<b>Total in ₹</b>	<b>2,98,36,161</b>	<b>2,56,90,306</b>

**Note : 14 Revenue from Operations**

		₹	₹
Sr. No.	Particulars	Current Year	Previous Year
1	Interest on Loans	21,02,54,774	15,20,86,410
	<b>Total in ₹</b>	<b>21,02,54,774</b>	<b>15,20,86,410</b>

**Note : 15 Employment Benefit Expenses**

		₹	₹
Sr. No.	Particulars	Current Year	Previous Year
1	Salaries, Bonus, PF & ESIC	2,59,39,915	2,07,63,621
	<b>Total in ₹</b>	<b>2,59,39,915</b>	<b>2,07,63,621</b>

- No Remuneration has been paid to Directors during the year.

- There is no employee who has drawn more than ₹ 6,000,000/- per annum or ₹ 500,000/- per month during the year.

**Note : 16 Financial Cost**

		₹	₹
Sr. No.	Particulars	Current Year	Previous Year
1	Interest and Bank charges	8,30,36,226	3,73,29,746
	<b>Total in ₹</b>	<b>8,30,36,226</b>	<b>3,73,29,746</b>





**M/S NUPUR FINVEST PRIVATE LIMITED**  
**Notes Forming Integral Part of the Financial Statements**

**Note : 17 Depreciation & Amortization Expense**

Sr. No.	Particulars	₹	₹
		Current Year	Previous Year
1	Depreciation	3,63,604	2,30,949
2	Preliminary Expenses W/o	-	41,003
<b>Total in ₹</b>		<b>3,63,604</b>	<b>2,71,952</b>

**Note : 18 Other Expenses**

Sr. No.	Particulars	₹	₹
		Current Year	Previous Year
1	Advertisement Expenses	4,98,556	5,72,671
2	Auditors Remuneration	9,63,750	10,48,125
3	Bad Debts written off	25,00,000	31,92,696
4	Conveyance Expenses	1,40,21,141	1,12,99,261
5	Business Promotion Expenses	2,93,11,442	3,28,34,222
6	Legal Expenses	5,89,240	3,31,805
7	General Expenses	64,48,165	50,67,494
8	Postage & Telephone Expenses	9,90,239	7,31,488
9	Printing & Stationery Expenses	19,13,844	17,78,250
10	Professional Fees	16,35,975	35,05,606
11	Rebate & Remission	2,84,204	2,10,376
12	Rent, Rates & Taxes	14,000	43,000
13	Repair and Maintenance	11,35,119	7,97,414
14	Travelling Expenses	77,56,903	55,85,081
<b>Total in ₹</b>		<b>6,80,62,578</b>	<b>6,69,97,489</b>



**M/S NUPUR FINVEST PRIVATE LIMITED**  
**Notes Forming Integral Part of the Financial Statements**

19. Remuneration to Auditors:

(In ₹)

Particulars	2016-17	2015-16
For Statutory/internal Audit	30,000	5,37,500
Tax Audit	15,000	2,15,000
For Certification work/other services	9,18,750	2,95,625
<b>Total</b>	<b>9,63,750</b>	<b>10,48,125</b>

20. No amount is payable to Small Scale Industrial Undertakings. The Company has not received any intimation from suppliers regarding their status under the Micro, Small and Medium Enterprises Act, 2006 and hence disclosures, if any relating to amounts unpaid as at the year end together with interest paid/payable as required under the Act cannot be furnished.

21. Earning per Share:

(In ₹)

Particulars	2016-17	2015-16
Net profit for the year (After Tax)	2,19,74,761	1,78,88,250
No. of Equity Shares (Weighted)	53,69,550	53,69,550
Basic and diluted Earnings per share	4.09	3.33

22. Figures for the previous year have been regrouped/rearranged/reclassified wherever considered necessary.

23. The Disclosure of Specified Bank Notes (SBN) held and transacted during the period 08/11/2016 to 30/12/2016 vide notification G.S.R.308(E) dated 30.3.2017 of Ministry of Corporate affairs:

(In ₹)

	SBNs	Other denomination Notes	Total
Closing cash in hand as on 08.11.2016	—	4,48,096	4,48,096
(+) Permitted receipts	—	85,93,280	85,93,280
(-) Permitted payments	—	72,85,677	72,85,677
(-) Amount deposited in Banks	—	—	—
Closing cash in hand as on 30.12.2016	—	17,55,699	17,55,699

24. Disclosure of related party transactions:

A. Holding Company

S. E. Investments Ltd.

(100% Equity Shares)



**M/S NUPUR FINVEST PRIVATE LIMITED**  
**Notes Forming Integral Part of the Financial Statements**

**B. List of related parties and relationship**

Related Party	(Relation)
Key Managerial Personnel	
Mr. Sunil Agarwal	(Director)
<b>Relatives of K M P</b>	
Mr. Purshottam Agrawal	(Father of Mr. Sunil Agarwal)
Mrs. Raj Agarwal	(Spouse of Mr. Purushottam Agrawal)
Mrs. Neetu Agarwal	(Spouse of Mr. Sunil Agarwal)
Mr. Shantanu Agarwal	(Son of Mr. Sunil Agarwal)
Ms. Suniti Agarwal	(Daughter of Mr. Sunil Agarwal)

**C. Enterprises over which significant influence exercised by Key Managerial Personnel /Directors/Relatives of key Management Personne**

- |  |   |
|--|---|
| 1. Agrim Marketing Pvt. Ltd                  | 2. Aradhna Infradev Pvt. Ltd.             |
| 3. Athens Computer Technologies Pvt. Ltd.    | 4. Balram Retails Pvt Ltd                 |
| 5. Bhavya Electronics and Networks Pvt. Ltd. | 6. Diamond Infradev Pvt. Ltd.             |
| 7. Gajodhari Chemicals Pvt. Ltd.             | 8. Helios Aviation Pvt. Ltd.              |
| 9. Aerotech Aviation India Pvt. Ltd.         | 10. S.E. Micro Housing Finance Pvt. Ltd   |
| 11. Baba Herbals Pvt Ltd                     | 12. Agrawal Meadows Pvt. Ltd.             |
| 13. Sunil Agarwal HUF                        | 14. P N Agarwal HUF                       |
| 15. Raj Shiksha Foundation                   | 16. Radiance Techno Power company Pvt Ltd |
| 17. SCS Educational Foundation               | 18. Rapartee infrastructures Pvt Ltd      |

**D. Disclosures required for related party transactions**

(₹ In Laacs)

	KMP & Relatives	Enterprise over which significant influence exercised by KMP/Directors	Holding Company	Total
<b>Transaction during the year</b>				
Remuneration	—	—	—	—
Loan received	—	—	—	—
Rendering of service/portfolio purchase	—	—	2,182	2,182
Transfer of Investments	—	—	—	—
Interest/income received	—	—	239	239
Dividend Paid	—	—	161	161
<b>Amount outstanding at Balance Sheet Date</b>				
--- Amount Payable	—	—	161	161
--- Amount Receivable	—	—	—	—



**M/S NUPUR FINVEST PRIVATE LIMITED**  
**Notes Forming Integral Part of the Financial Statements**

**Notes:**

- (1) Related party relationship is as identified by the Company on the basis of information available with them and accepted by the auditors as correct.
- (2) No amount has been written off or written back during the year in respect of debt due from or to related parties.
- (3) Company has entered into transactions with certain parties as listed above during the year under consideration. Full disclosures have been made and the Board considers such transactions to be in normal course of business and at rates agreed between the parties.
- (4) The key management personnel and their relatives have given personal guarantees and collaterals for loans raised by the Company but Company has not provided any guarantee to these persons nor paid any consideration for furnishing such guarantees.

**25 Term Loan facility:**

The Company has taken Four Term Loans from Reliance Capital Ltd and fully secured by first charge on hypothecation of Book debts, personal guarantees of Directors and Corporate guarantee of its Holding Company, the details are as under.

(₹ In Lacs)

Name of Financial Institutions	Date of Sanction	Sanctioned Amount	Rate of Interest	Terms of repayment	Maturity Date
Reliance Capital Ltd	28 <sup>th</sup> August, 2015	2,875.00	14.50%	24 monthly installments	Sep 2017
Reliance Capital Ltd	27 <sup>th</sup> January , 2017	1,800.00	13.50%	24 monthly installments	Feb 2019
Reliance Capital Ltd	31 <sup>st</sup> January , 2017	930.00	14.50%	17 monthly installments	July 2018
Reliance Capital Ltd	28 <sup>th</sup> December, 2015	2,485.00	14.50%	24 monthly installments	Jan 2018

**26. Working Capital Borrowings:**

The Company has availed a working capital facility from by Karnataka Bank Ltd., Delhi. This facility is secured by hypothecation of books debts / receivables, equitable mortgage on office premises belonging to the guarantor, personal guarantee of Directors and Corporate guarantee of its Holding Company and one other company who have stood as guarantor.

(₹ In Lacs)

S. No.	Name of Bank	Sanctioned Amount	Date of Sanction	Rate of Interest
1	Karnataka Bank Ltd	2,000.00	28 <sup>th</sup> December, 2015	BaseRate+2%
	<b>Total</b>	<b>2000.00</b>		



**M/S NUPUR FINVEST PRIVATE LIMITED**  
**Notes Forming Integral Part of the Financial Statements**

**27. Capital Risk Adequacy Ratio (CRAR):**

Particulars		2016-17	2015-16
i)	CRAR %	45.94	46.83
ii)	CRAR – Tier I Capital %	45.59	46.53
iii)	CRAR – Tier II Capital %	0.35	0.30
iv)	Amount of subordinated debt raised as Tier-II Capital	Nil	Nil
v)	Amount raised by issue of Perpetual Debt Instruments	Nil	Nil

**28 Investments:**

(₹ In Lacs)

Particulars		2016-17	2015-16
1)	Value of Investments		
i)	Gross value of Investments		
	a) In India	Nil	30
	b) Outside India	Nil	Nil
ii)	Provision for Depreciation		
	a) In India	Nil	Nil
	b) Outside India	Nil	Nil
iii)	Net Value of Investments		
	a) In India	Nil	30
	b) Outside India	Nil	Nil
2)	Movement of Provisions held towards depreciation on investments	Nil	Nil
i)	Opening Balance	Nil	Nil
ii)	ADD: Provision made during the year	Nil	Nil
iii)	Less: Write – off / write – back of excess provisions during the year	Nil	Nil
iv)	Closing Balance	Nil	Nil

**29** The Company had not taken any exposure in Derivatives during the financial year 2016-17.

**30. Disclosure relating to Securitization:**

- i) The Company has not done securitization of any of its loans & advances to any organization during the financial year 2016-17 and there is no outstanding as on Balance Sheet date. Also, the Company has not sold its financial assets to any Securitization/Reconstruction Company for Asset Reconstruction. The company has not sold any assignment transaction during the year.
- ii) The Company has not purchased any non-performing assets (NPAs) from other NBFCs or financial institutions.
- iii) The Company has not sold any non-performing assets (NPAs) to NBFCs or financial institutions.



**M/S NUPUR FINVEST PRIVATE LIMITED**  
**Notes Forming Integral Part of the Financial Statements**

**31. Asset Liability Management Maturity pattern of certain items of Assets and Liabilities:**

(₹ In Lacs)

	Up to 30/31 days	Over 1 Month upto 2 Months	Over 2 months upto 3 months	Over 3 months & upto 6 months	Over 6 month & upto 1 year	Over 1 year & upto 3 years	Over 3 years & upto 5 years	Over 5 Years	Total
Deposits	—	—	—	—	—	—	—	—	—
Advances	7.00	9.25	9.50	28.50	20.41	9.00	0.00	29.38	113.04
Investments	—	—	—	—	—	—	—	—	—
Borrowings	2.33	3.53	3.53	10.49	11.92	10.66	0.00	0.00	42.46
Foreign Currency Assets	—	—	—	—	—	—	—	—	—
Foreign Currency Liabilities	—	—	—	—	—	—	—	—	—

**32. Exposures:**

**a) Exposures to Real Estate Sector**

(₹ In Lacs)

Category		2016-17	2015-16
<b>Direct Exposure</b>			
i)	Residential Mortgages		
	Lending fully secured by mortgages on residential property that is or will be occupied by the borrower or that is rented	Nil	Nil
ii)	Commercial Real Estate		
	Lending secured by mortgages on commercial real estates (office buildings, retail space, multipurpose commercial premises, multi-family residential buildings, multi-tenanted commercial premises, industrial or warehouse space, hotels, land acquisition, development and construction, etc.). Exposure would also include non-fund based limits	911.27	1,025.00
iii)	Investments in Mortgage Backed Securities & (MBS) and other securitized exposures		
a)	Residential	Nil	Nil
b)	Commercial Real Estate	Nil	Nil
<b>Indirect Exposure</b>		Nil	Nil



**M/S NUPUR FINVEST PRIVATE LIMITED**  
**Notes Forming Integral Part of the Financial Statements**

**b) Capital Market Exposure**

The company has not taken any exposure in capital market during the financial year 2016-17, and also the inventory of the company as at 31st March 2017 does not contain any exposure to capital market.

**c) Details of financing of parent company products: NIL**

**d) Details of Single Borrower Limit and Group Borrower Limit exceeded by NBFC**

The company has adhered to the Prudential Exposure norms as prescribed by RBI and has not given any advances exceeding the limits as prescribed for Single borrower and Group Borrower

**e) Unsecured Advances**

The unsecured advance outstanding as at Balance Sheet date is ₹ 18.91 Crores. The company does not have any loan or advances which are patially secured against any sort of licenses, rights, authorizations charged to the company.

**33. Registration obtained from other financial sector regulators:**

RBI Registration No. : B-14.03266  
Company Identification No. : U67120DL1995PTC231086

The company has never been penalized for any non-compliance by financial sector regulators.

**34. Bank borrowings of the Company has been assigned rating of "Care A- ( SO)" by India Rating & Research Private Limited.**

**35. Provisions and Contingencies:**

(₹ In Lacs)

Break up of Provisions and contingencies	2016-17	2015-16
Provisions for depreciation on investment	Nil	Nil
Provision towards NPA	Nil	Nil
Provision made towards income tax during the year	109.29	88.75
Other provision and contingencies (with details)	Nil	Nil
Provision for Standard Assets at the Balance Sheet Date	39.57	32.94

**36. The company is consistent in earning profits and paying dividend to its shareholders. There has been no draw down from Reserves during the financial year 2016-17.**

**37. Concentration of Deposits, Advances, Exposures and NPAs:**

**a) Concentration of Deposits**

The Company has not taken any deposits from public



**M/S NUPUR FINVEST PRIVATE LIMITED**  
**Notes Forming Integral Part of the Financial Statements**

b) Concentration of Advances

(₹ In Crore)

Total Advances to twenty largest borrowers	85.70
% of advances to twenty largest borrowers to total advances of the NBFC	75.84%

c) Concentration of Exposures

(₹ In Crore)

Total Exposure to twenty largest borrowers / customers	85.70
% of exposures to twenty largest borrowers / customers to total exposure of the NBFC on borrowers / customers	75.84%

d) Concentration of NPAs

Provisioning for Substandard Assets/Doubtful Assets/Loss Assets has been made in compliance with the directions of Reserve Bank of India. As per decision of the Board of Directors in the cases where loan installments are overdue for more than 4 months the company first treats these overdue and future installments as bad debts/W/o and after this treatment the provisioning for non performing assets is made in compliance with Non-Banking Financial Company Systemically Important Non Deposit Taking Company and Deposit Taking Company (Reserve Bank) Direction, 2016.

e) Sector wise NPAs (Write Offs)

S. No.	Category	% of Write Offs to Total Advances	
		2016-17	2015-16
1	Agriculture & Allied activities	0.00	0.03
2	MSME	0.00	0.00
3	Corporate Borrowers	0.02	0.00
4	Services	0.00	0.00
5	Unsecured Personal loans	0.00	0.00
6	Auto Loans	0.00	0.00
7	Other Personal Loans (LAP)	0.00	0.00
	<b>TOTAL</b>	<b>0.02</b>	<b>0.03</b>

38. The Company is domiciled in India and does not have any joint venture, associate or subsidiary abroad.

39. Off Balance Sheet SPVs sponsored: The Company has not sponsored off Balance Sheet SPVs.

40. Disclosures of Customer Complaints:

a)	No. of complaints pending at the beginning of the year	Nil
b)	No. of complaints received during the year	Nil
c)	No. of complaints redressed during the year	Nil
d)	No. of complaints pending at the end of the year	Nil





**M/S NUPUR FINVEST PRIVATE LIMITED**  
**Notes Forming Integral Part of the Financial Statements**

**41. Schedule to the Balance Sheet of a Non-Banking Financial Company (As required in Systemically Important Non Deposit Taking Company and Deposit Taking Company (Reserve Bank) Direction, 2016:**

PARTICULARS		(₹ In Lacs)	
<b>LIABILITIES SIDE</b>			
1.	<b>Loans and advances availed by the NBFCs inclusive of interest Amount accrued thereon but not paid</b>	<b>Amount Outstanding</b>	<b>Overdue</b>
	(a) Debentures		
	Secured	—	—
	Unsecured	—	—
	(other than falling within the meaning of public deposits*)		
	(b) Deferred Credits	—	—
	(c) Term Loans	4,246	—
	(d) Inter-corporate loans and borrowing	—	—
	(e) Commercial Paper	—	—
	(f) Other Loans		
	Secured Borrowing –CC Limit ( Karnataka Bank )	1,872	—
2.	<b>Break-up of (1)(f) above (Outstanding public deposits inclusive of interest accrued thereon but not paid)</b>		
	(a) In the form of Unsecured debentures		
	(b) In the form of partly secured debentures i.e. debentures where there is a shortfall in the value of security		
	(c) Other public deposits		
<b>ASSETS SIDE :</b>			
3.	<b>Break-up of Loans and Advances including bills receivables (other than those included in (4) below)</b>		
	(a) Secured	9,413	—
	(b) Unsecured	1,891	—
4.	<b>Break -up of Leased Assets and stock on hire and hypothecation loans counting towards AFC activities</b>		
	(i) Lease assets including lease rentals under sundry debtors		
	(a) Financial lease	—	—
	(b) Operating lease	—	—



**M/S NUPUR FINVEST PRIVATE LIMITED**  
**Notes Forming Integral Part of the Financial Statements**

	<b>(ii)</b>	Stock on hire including hire charges under sundry debtors			
	<b>(a)</b>	Assets on hire		—	—
	<b>(b)</b>	Repossessed Assets		—	—
	<b>(iii)</b>	Other loans counting towards AFC activities			
	<b>(a)</b>	Loans where assets been repossessed		—	—
	<b>(b)</b>	Loans other than (a) above		—	—
<b>5.</b>	<b>Break-up of Investments</b>				
	<b>1</b>	<b>Current Investments</b>			
		Quoted			
	<b>(i)</b>	Shares			
	<b>(a)</b>	Equity		—	—
	<b>(b)</b>	Preference		—	—
	<b>(ii)</b>	Debentures and Bond		—	—
	<b>(iii)</b>	Units of mutual funds		—	—
	<b>(iv)</b>	Government Securities		—	—
	<b>(v)</b>	Others (please specify)		—	—
		Unquoted			
	<b>(i)</b>	Shares			
	<b>(a)</b>	Equity (Group Companies) (Net)		—	—
	<b>(b)</b>	Preference		—	—
	<b>(ii)</b>	Debentures and Bonds		—	—
	<b>(iii)</b>	Units of mutual funds		—	—
	<b>(iv)</b>	Government Securities		—	—
	<b>(v)</b>	Others (please specify)			
		Fixed Deposit with NBFC		—	—
		Fixed deposit with Bank's		—	—
		Interest accrued		—	—
		Assets Infrahomes LLP		—	—
	<b>2</b>	<b>Long Term Investments</b>			
		Quoted			
	<b>(i)</b>	Share			
	<b>(a)</b>	Equity		—	—
	<b>(b)</b>	Preference		—	—
	<b>(ii)</b>	Debentures and Bonds		—	—
	<b>(iii)</b>	Units of mutual funds		—	—
	<b>(iv)</b>	Government Securities		—	—
	<b>(v)</b>	Others (Please specify)		—	—



**M/S NUPUR FINVEST PRIVATE LIMITED**  
**Notes Forming Integral Part of the Financial Statements**

		Unquoted			
	(i)	Share			
		(a)	Equity- Subsidiary Company	—	—
		(b)	Equity- Group Company	—	—
		(c)	Preference	—	—
	(ii)	Debentures and Bonds		—	—
	(iii)	Units of mutual funds		—	—
	(iv)	Government Securities		—	—
	(v)	Others (please specify)			
		Investment in Partnership/LLP		—	—
		Fixed Deposit with Banks		—	—
		Interest accrued		—	—

(6) Borrower group-wise classification of assets financed as in (3) and (4) above

	Category		Amount net of provisions		Total
			Secured	Unsecured	
1	Related parties**				
	(a)	Subsidiaries	—	—	—
	(b)	Companies in the same group	—	—	—
	(c)	Other related parties	—	—	—
2	Other than related parties @		9,413	1,891	11,304
	<b>Total</b>		<b>9,413</b>	<b>1,891</b>	<b>11,304</b>

(7) Investor group-wise classification of all investments (current and long term) in shares and securities (both quoted and unquoted)

		Market Value / Value Break up or Fair Value or NAV	Book Value (Net of provisions)
1	Related parties **		
	(a)	Subsidiaries	—
	(b)	Companies in the same group	—
	(c)	Other related parties	—
2	Other than related parties		—
	<b>Total</b>		<b>—</b>

\*\* As per Accounting Standard of ICAI (Please see note 2)



**M/S NUPUR FINVEST PRIVATE LIMITED**  
**Notes Forming Integral Part of the Financial Statements**

**(8) Other Information**


Particulars		Amount
1	Gross Non-performing Assets	
	(a) Related Parties	—
	(b) Other than related parties	—
2	Net Non-Performing Assets	
	(a) Related Parties	—
	(b) Other than related parties	—
3	Assets acquired in satisfaction of debt	—

Notes:

1. Provisioning norms have been duly adhered to as prescribed in the Non-Banking Financial Company Systemically Important Non Deposit Taking Company and Deposit Taking Company (Reserve Bank) Direction, 2016.
2. All Accounting Standards and Guidance Notes issued by ICAI as applicable have been followed including for valuation of investments and other assets as also assets acquired in satisfaction of debt. However, market value in respect of quoted investments and break up/fair value/NAV in respect of unquoted investments have been disclosed irrespective of whether they are classified as long term or current in column (4) above.

Notes referred to above form an integral part of the Financial Statements  
As per our Report of even date attached

**For R. LAL & COMPANY**  
Chartered Accountants  
Firm Reg. No. 000825C



(CA. RAM LAL AGRAWAL)  
Proprietor  
Membership No. 017583  
Place : Delhi  
Date : 03.04.2016

For and on behalf of the Board

Director

Director

Company Secretary